

CAN 14	Colortrac Ltd	Page 1 of 1
Rev1.0	SmartWorks EZ Touch Plus Password Maintenance	Date: 2012-05-23
This document intended to supplement the installation and operation manual or training and instruction sessions provided by Colortrac and its partners		

SmartWorks EZ Touch Plus Password Maintenance

1. RESETTING THE PASSWORD

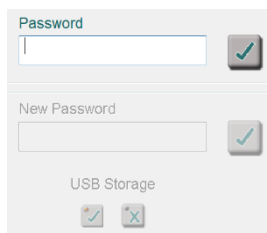
If the password for SmartWorks EZ Touch Plus has been lost please follow the steps below. These instructions will reset the password to blank.

- Exit SmartWorks EZ Touch Plus
- Use Computer to navigate to C:\Users\username\AppData\Local\Smartworks EZ Touch
- Delete files ez2.ini and preset.ini (visibility of extensions will depend on file preferences)
- Restart the program then Exit the program

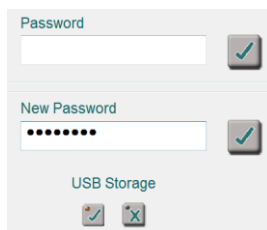
It should now be able to start the program, move to the Advanced (gear with padlock icon) tab and enter a new password. Follow the instructions below for entering a password for the first time.

2. ENTERING A PASSWORD FOR THE FIRST TIME

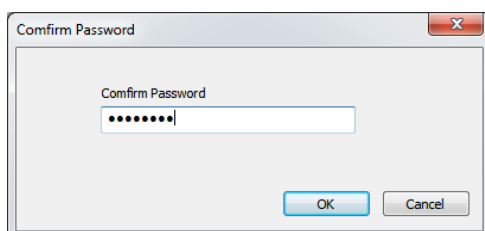
- After installation the stored password is blank. Start the 'enter a new password process' by leaving the first line blank and clicking the top arrow.



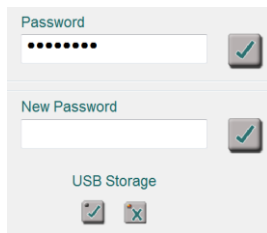
- This enables the New Password line below it allowing a replacement password (New Password) or in this case the first-time password to be entered.



- Clicking the lower arrow now displays the Confirm Password box. Click OK to confirm the new password.



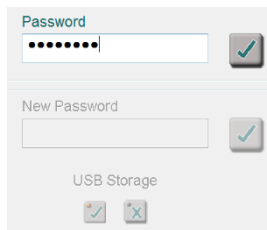
- The operator can now make changes to the options for USB Storage.



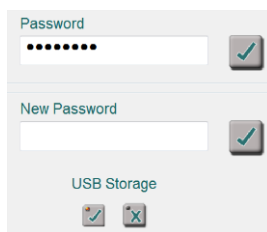
- To keep the new configuration click another tab or exit the program. Changes are stored on program exit.

3. CHANGING A PASSWORD

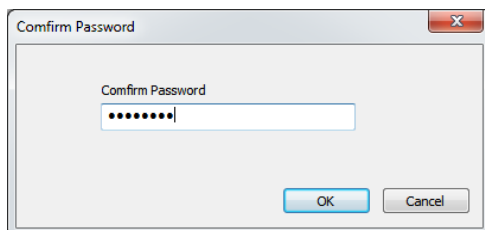
- Enter the old password and click the arrow (only the top arrow is available).



- If the old password is entered correctly the 'New Password' line will appear. Enter the new password. Click the lower arrow.



- At this point a new password confirmation box will appear.



- Enter the new password a second time and click OK. The password is now changed.

NOTE: For SmartWorks EZ Touch the password can still be set but the USB Storage options are not available and cannot be changed.